



The Royal  
Australian &  
New Zealand  
College of  
Psychiatrists



# Training and Assessment Update

## RANZCP Fellowship Program

# Queensland (QLD) End-year 2023

**May 2024**

309 La Trobe Street, Melbourne VIC  
3000 Australia  
T +61 3 9640 0646  
F +61 3 9642 5652  
ranzcp@ranzcp.org  
www.ranzcp.org  
ABN 68 000 439 047.

## Contents

Introduction and Background .....	3
1. RANZCP Fellowship program enrolment.....	4
2. RANZCP Fellowship program numbers.....	4
3. Assessments.....	6
3.1 Multiple Choice Question (MCQ) Examination .....	6
3.2 Critical Essay Question (CEQ) Examination.....	6
3.3 Modified Essay Question (MEQ) Examination .....	7
3.4 Clinical Competency Assessment (CCA) .....	8
3.5 Psychotherapy Written Case (PWC) .....	9
3.6 Scholarly Project (SP).....	9
4. Specialist International Medical Graduates program enrolment.....	11
5. Specialist International Medical Graduates numbers .....	11
6. New Fellows .....	13
7. Certificates of Advanced Training .....	14
8. Specialist Training Program (STP) .....	16
9. Integrated Rural Training Pipeline (IRTP) Program.....	16

## Introduction and Background

The Queensland (QLD) - Training and Assessment report is a snapshot overview of data and outlines the most recent numbers for:

- Enrolments
- Trainees and Specialist International Medical Graduates (SIMG)
- Assessment pass rates
- New RANZCP Fellows
- Certificates of advanced training
- Specialist Training Program (STP) and Integrated Rural Training Pipeline (IRTP) Program.

The End-year update data is current as of 8 January 2024 and summarises activities for January – December 2023.

Importantly, the data published in the respective sections are aggregated for each state and New Zealand. However, the definition of location changes according to the member type:

- Trainees: the Fellowship zone is used to determine location
- SIMGs: the employer state is used to determine location
- New Fellows: the last Fellowship zone recorded is used to determine location

The data for this report is taken from the College member database, and the analysis was conducted by the Education and Training Unit as part of its regular reporting of the College's education activities. Numbers may differ from other reports due to trainees moving zone, late form submission, withdrawals, not paying fees, being excluded or other reasons. Results presented in this report have been rounded up to the nearest whole percent and in some cases, answers may not add up to 100%.

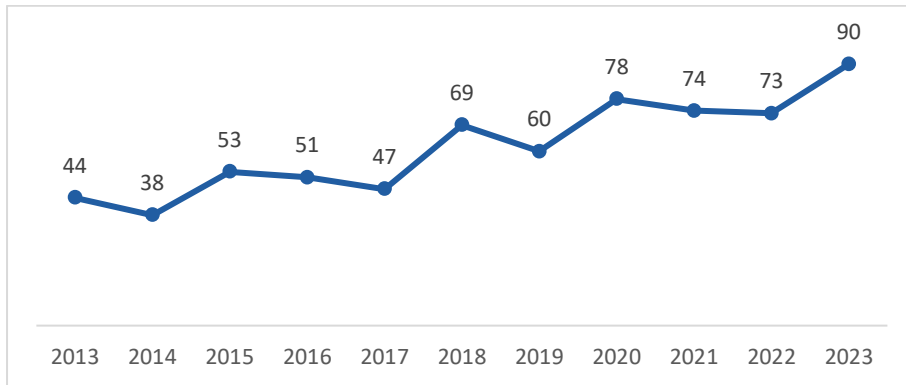
## 1. RANZCP Fellowship program enrolment

During the 2023 training year, a total of 90 trainees commenced the QLD training program (see Table 1).

The training year for 2023 commenced in February for Australia and New Zealand, covering the period from February 2023 to February 2024. Table 1 compares the 2023 intake with the same period in 2022 and shows the difference in numbers.

**Table 1. QLD Training Intakes**

	QLD	RANZCP Overall
2023	90	412
2022	73	374
Difference	+17	+38



**Figure 1. QLD Training intake (2013-2023)**

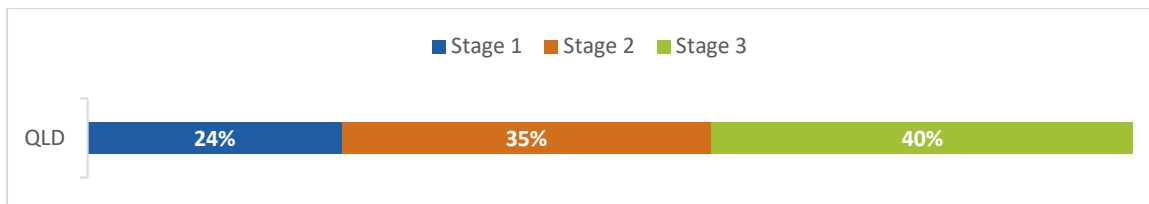
## 2. RANZCP Fellowship program numbers

Overall, the QLD program currently has 436 active trainees undertaking the 2012 program. The distribution of these trainees across different stages of training is detailed in Table 2.

Figure 2 illustrates the distribution of trainees across each stage of training and the location. The QLD program has the highest proportion of their trainees in stage 2 and 3.

**Table 2. Total QLD Training Numbers by stage (correct as of 8 January 2024)**

	QLD	RANZCP Overall
<b>2012 Program</b>	<b>423</b>	<b>2177</b>
Stage 1	106	532
Stage 2	153	770
Stage 3	164	875
<b>Transitioned</b>	<b>13</b>	<b>58</b>
Stage 1		1
Stage 2	1	2
Stage 3	12	55
<b>Overall</b>	<b>436</b>	<b>2235</b>
Stage 1	106	533
Stage 2	154	772
Stage 3	176	930



**Figure 2. Trainees by Fellowship Zone and Stage of Training (correct as of 8 January 2024)**

The distribution of QLD trainees by gender is outlined in Table 3. Women represent around 50% of QLD trainees. In Table 3 trainees identifying as non-binary / gender diverse and preferring not to say are presented as part of the overall numbers and not distributed by program. Table 4 shows the range and frequency of the age of QLD trainees. The QLD trainees are ranging from 26 years to 66 years of age. The average age is 36.63 years, with a standard deviation of +/- 7.600 years.

**Table 3. Distribution of QLD trainees by gender (correct as of 8 January 2024)**

	QLD	RANZCP Overall
Man	219	1046
Non-binary/ gender diverse	-	7
Prefer not to say	1	4
Woman	216	1178

**Table 4. Descriptive statistics QLD trainees age (correct as of 8 January 2024)**

Statistics	
Mean	36.63
Median	35
Standard deviation	7.600
Minimum	26
Maximum	66

### 3. Assessments

#### 3.1 Multiple Choice Question (MCQ) Examination

The Multiple-Choice Question (MCQ) Examination was held in March and September 2023. The pass rate for the QLD program was 88% in March and 73% in September. In total, 101 assessments were completed during both rounds in 2023.

**Table 5. MCQ March Results**

	QLD	RANZCP Overall
March	Assessments	230
	Pass	213
	<b>Pass Rate (%)</b>	<b>93%</b>

**Table 6. MCQ September Results**

	QLD	RANZCP Overall
Sept	Assessments	196
	Pass	152
	<b>Pass Rate (%)</b>	<b>78%</b>

#### 3.2 Critical Essay Question (CEQ) Examination

The Critical Essay Question Examination (CEQ) was held in February and August 2023, where the QLD program achieved a pass rate of 60% in February and 70% in August. A total of 87 assessments were completed during both rounds in 2023.

**Table 7. CEQ February Results**

	QLD	RANZCP Overall
February	Assessments -trainees	190
	Pass	136
	<b>Pass Rate (%)</b>	<b>72%</b>
	Assessments -SIMGs (Partial comparability)	42
	Pass	16
	<b>Pass Rate (%)</b>	<b>38%</b>
	<b>Total Assessments</b>	<b>232</b>
	Pass	152
	<b>Pass Rate (%)</b>	<b>66%</b>

**Table 8. CEQ August Results**

	QLD	RANZCP Overall
August	Assessments -trainees	197
	Pass	160
	<b>Pass Rate (%)</b>	<b>81%</b>
	Assessments -SIMGs (Partial comparability)	42
	Pass	18
	<b>Pass Rate (%)</b>	<b>43%</b>
	<b>Total Assessments</b>	<b>239</b>
	Pass	178
	<b>Pass Rate (%)</b>	<b>74%</b>

### 3.3 Modified Essay Question (MEQ) Examination

The Modified Essay Question Examination (MEQ) was held in February and August 2023. The QLD program pass rate was 56% in February and 54% in August. A total of 107 assessments were completed during both rounds in 2023.

**Table 9. MEQ February Results**

	QLD	RANZCP Overall	
February	<b>Assessments -trainees</b>	47	235
	Pass	26	166
	<b>Pass Rate (%)</b>	<b>55%</b>	<b>71%</b>
	<b>Assessments -SIMGs (Partial comparability)</b>	8	32
	Pass	5	19
	<b>Pass Rate (%)</b>	<b>63%</b>	<b>59%</b>
	<b>Total Assessments</b>	55	267
	Pass	31	185
	<b>Pass Rate (%)</b>	<b>56%</b>	<b>69%</b>

**Table 10. MEQ August Results**

	QLD	RANZCP Overall	
August	<b>Assessments -trainees</b>	44	262
	Pass	22	141
	<b>Pass Rate (%)</b>	<b>50%</b>	<b>54%</b>
	<b>Assessments -SIMGs (Partial comparability)</b>	8	30
	Pass	6	13
	<b>Pass Rate (%)</b>	<b>75%</b>	<b>43%</b>
	<b>Total Assessments</b>	52	292
	Pass	28	154
	<b>Pass Rate (%)</b>	<b>54%</b>	<b>53%</b>

### 3.4 Clinical Competency Assessment (CCA)

The Board approved the implementation of the Clinical Competency Assessment (CCA) for 2022 and 2023. The CCA is based on the AAP with some modifications. The CCA will not be a 'No-Disadvantage Exam' - the results from this assessment will be reflected in the candidates' training trajectory.

The CCA was held in March and September 2023 with the QLD program achieving a 100% pass rate in March and September. A total of 44 assessments were completed during these rounds in 2023. The CCA relies on longitudinal data points to make high-stakes decisions, unlike summative assessments, which base judgments on a single data point. The ongoing, structured feedback received during training is assessed to inform progression decisions. This ensures that candidates only proceed to submit their portfolios when they believe they have met the required standards. As a result, the outcomes from the CCA do not come as a surprise to candidates.

**Table 11. CCA March 2023 Results**

	QLD	RANZCP Overall
<b>Portfolio Review</b>		
<b>Trainees</b>	12	69
Successful	12	62
Unsuccessful (Proceed to CbD)	-	7
<b>SIMGs</b>	-	12
Successful	-	11
Unsuccessful (Proceed to CbD)	-	1
<b>Overall</b>	12	81
Successful	12	73
Unsuccessful (proceed to CbD)	-	8
<b>Case-based Discussion</b>		
<b>Trainees</b>	-	5
Successful	-	3
Unsuccessful	-	2
<b>SIMGs</b>	-	1
Successful	-	-
Unsuccessful	-	1
<b>Overall</b>	-	6*

\*Total Candidates Unsuccessful in the PR - 8, Withdrawn (before the CbD) - 2. Proceeded to CbD - 6

**Table 12. CCA September 2023 Results**

	QLD	RANZCP Overall
<b>Portfolio Review</b>		
<b>Trainees</b>	32	183
Successful	32	173
Unsuccessful (Proceed to CbD)	-	10
<b>SIMGs</b>	-	11
Successful	-	11
Unsuccessful (Proceed to CbD)	-	0
<b>Overall</b>	32	194
Successful	32	184
Unsuccessful (Proceed to CbD)	-	10
<b>Case based Discussion</b>		
<b>Trainees</b>	-	5*
Successful	-	3
Unsuccessful	-	2

\*Total Candidates Unsuccessful in the PR – 10, Withdrawn (before the CbD) – 5, Proceeded to CbD - 5



### 3.5 Psychotherapy Written Case (PWC)

The results of the Psychotherapy Written Case (PWC) submissions received in 2023 are summarised in Table 13 to 16, including the pass rates. In total, 76 submissions were assessed. The pass rate for the PWC in 2023 were as follows: 71% in February, 69% in May, 59% in August and 62% in November 2023.

**Table 13. PWC February Results**

	QLD	QLD SIMGs	QLD Overall	RANZCP Overall	
February	Assessments	14	-	14	70
	Pass	10	-	10	47
	Pass Rate (%)	71%	-	71%	67%

**Table 14. PWC May Results**

	QLD	QLD SIMGs	QLD Overall	RANZCP Overall	
May	Assessments	16	-	16	76
	Pass	11	-	11	49
	Pass Rate (%)	69%	-	69%	64%

**Table 15. PWC August Results**

	QLD	QLD SIMGs	QLD Overall	RANZCP Overall	
August	Assessments	16	1	17	68
	Pass	10	0	10	43
	Pass Rate (%)	63%	0%	59%	63%

**Table 16. PWC November Results**

	QLD	QLD SIMGs	QLD Overall	RANZCP Overall	
November	Assessments	27	2	29	111
	Pass	17	1	18	66
	Pass Rate (%)	63%	50%	62%	59%

### 3.6 Scholarly Project (SP)

#### a. Submission results

During the 2023 round of submissions, 61 Scholarly Projects from the QLD program were received. The pass rate for the SP in 2023 were as follows: 78% in March, 88% in July and 89% in November 2023.

**Table 17. SP March Results**

	QLD	RANZCP Overall	
March	Assessments	18	69
	Pass	14	51
	Pass Rate (%)	78%	74%

**Table 18. SP Pass Rate by project type**

Project type	March	
	Submissions	Pass Rate
Case Series	-	-
Literature Review	10	90%
Qualitative or Quantitative Research	4	50%
Quality Assurance or Clinical Audit	4	75%

**Table 19. SP July Results – Assessments by Fellowship zone**

July	QLD	RANZCP Overall	
	<b>Assessments</b>	25	76
	Pass	22	66
	<b>Pass Rate (%)</b>	88%	87%

**Table 20. SP Pass Rate by project type**

Project type	July	
	Submissions	Pass Rate
Case Series	-	-
Literature Review	12	92%
Qualitative or Quantitative Research	9	78%
Quality Assurance or Clinical Audit	4	100%

**Table 21. SP November Results**

November	QLD	RANZCP Overall	
	<b>Assessments</b>	18	94
	Pass	16	79
	<b>Pass Rate (%)</b>	89%	84%

**Table 22. SP Pass Rate by project type**

Project type	November	
	Submissions	Pass Rate
Case Series	1	100%
Literature Review	6	83%
Qualitative or Quantitative Research	7	100%
Quality Assurance or Clinical Audit	4	75%
Other	-	-

b. Proposals and exemptions

The RANZCP approved 54 SP proposals from the QLD program between January and December 2023. The most common project type received was the Literature review and quality assurance or clinical audit (see Table 23).

**Table 23. Approved SP proposals by project type**

Project Type	Jan – Dec 2023
<b>Case Series</b>	-
<b>Literature Review</b>	35
<b>Qualitative or Quantitative Research</b>	9
<b>Quality Assurance or Clinical Audit</b>	10
<b>Other</b>	-

Trainees may be exempt from undertaking the SP if they have conducted activities that are considered equivalent by the RANZCP. In 2023, the College received 14 exemption applications from the QLD program and 79% were granted (see Table 24).

**Table 24. SP Exemptions granted by Fellowship zone (Jan-Dec 2023)**

QLD	RANZCP Overall
-----	----------------

<b>Exemptions</b>	14	78
Granted	11	65
<b>Granted (%)</b>	<b>79%</b>	<b>83%</b>

#### 4. Specialist International Medical Graduates program enrolment

A total of 17 Specialist International Medical Graduates commenced a pathway to attain Fellowship of the RANZCP in QLD during the period from January to December 2023 (9 were deemed to be partially comparable, while an additional 8 were deemed to be substantially comparable).

**Table 25. Specialist Pathway Assessments by Employer State (Jan-Dec 2023)**

	QLD	RANZCP Overall
<b>Overall</b>	<b>17</b>	<b>82</b>
Partially	9	45
Substantially	8	37

**Table 26. QLD Intakes by country of the highest specialist qualification assessed (Jan-Dec 2023)**

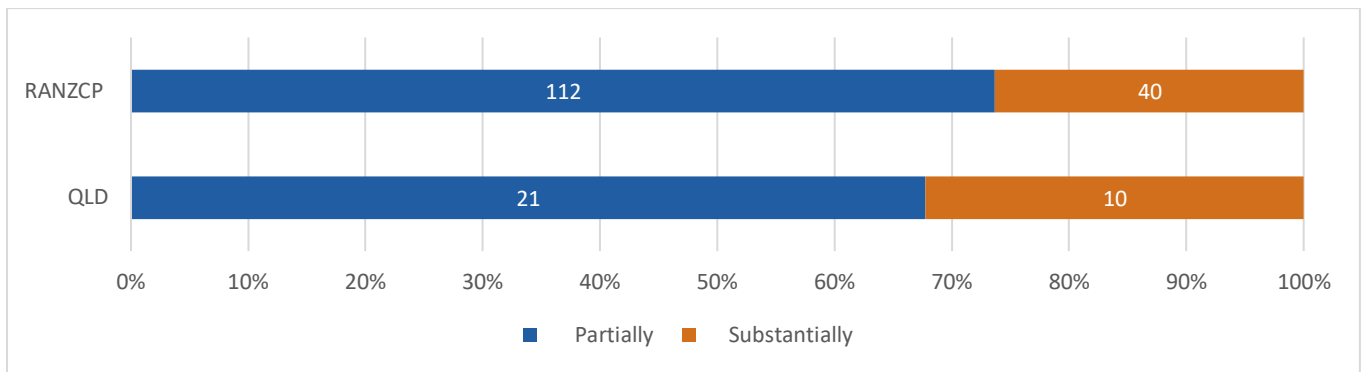
Country	Partially	Substantially	Overall
United Kingdom	-	5	5
Sri Lanka	2	1	3
Iran	2	-	2
Nigeria	1	1	2
Syria	2	-	2
Brazil	1	-	1
India	1	-	1
Egypt	-	1	1
<b>Overall</b>	<b>9</b>	<b>8</b>	<b>17</b>

#### 5. Specialist International Medical Graduates numbers

Overall, the QLD program currently has 31 active SIMGs, across each comparability status. Overall, 21 SIMGs (68%) are undertaking the program under the Partial Comparability pathway, and 10 SIMGs (32%) under Substantial Comparability. The distribution of SIMGs across each comparability status and employer state is presented in Figure 3.

**Table 27. Total SIMGs Numbers by Employer State (correct as of 31 December 2023)**

	QLD	RANZCP Overall
<b>SIMGs</b>	<b>31</b>	<b>152</b>
Partially	21	112
Substantially	10	40



**Figure 3. SIMGs by Employer State and comparability status (correct as of 31 December 2023)**

The distribution of SIMGs by gender is presented in Table 28. Men represent more than 50% of RANZCP SIMGs in QLD.

**Table 28. Distribution of SIMGs by Fellowship Zone and gender (correct as of 31 December 2023)**

	QLD	RANZCP Overall
Man	16	90
Non-binary/ gender diverse	-	-
Woman	14	61
Prefer not to say	1	1

## 6. New Fellows

Over the reporting period, the RANZCP announced the admission of 59 new College Fellows from the QLD program with 48 (81%) completing the training program pathway and the remaining 11 (19%) following the SIMG program.

**Table 29. Total Number of QLD New Fellows (Jan-Dec 2023)**

	QLD	RANZCP Overall
<b>Training program</b>	<b>48</b>	<b>223</b>
2012 program	47	212
Transitioned	1	11
<b>SIMG pathway</b>	<b>11</b>	<b>51</b>
Partial	2	27
Substantial	9	24
<b>Overall (a) + (b)</b>	<b>59</b>	<b>274</b>

\* Training pathway distributed based on the last zone trained and specialist pathway based on the employer state.

The distribution of New Fellows from the QLD program by gender is outlined in Table 30.

**Table 30. Distribution of New Fellows by Fellowship Zone and gender (Jan-Dec 2023)**

	QLD	RANZCP Overall
Man	33	148
Non-binary/ gender diverse	-	1
Woman	26	125

## 7. Certificates of Advanced Training

The total number of enrolments, awards and current participants completing Certificates of Advanced Training in QLD are shown in Tables 31 to 34.

### a. Enrolment

Table 31 provides a breakdown of enrolments into certificate courses in the QLD for the period January to December 2023.

**Table 31. Certificates of Advanced Training intake by type and certificate zone (Jan – Dec 2023)**

	QLD	RANZCP Overall
<b>Overall</b>	<b>36</b>	<b>192</b>
Addiction	10	31
Adult	5	9
Child and Adolescent	7	51
Consultation-Liaison	4	27
Forensic	3	18
Old Age	6	35
Psychotherapy	1	21

### a. RANZCP Certificates of Advanced Training numbers

Table 32 shows the total number of people currently enrolled in Certificates of Advanced Training in QLD and the detail of Membership by location is shown in Table 33. A total of 186 advanced certificates are being completed by 173 people, with the most common certificates being Child and Adolescent and Addiction accounting for 42% of the total. The majority of people enrolled are RANZCP trainees (54%) and the remaining Fellows (44%).

**Table 32. Total Certificates of Advanced Training Numbers by Certificate Zone (correct as of 19 January 2024)**

	QLD	RANZCP Overall
<b>Overall</b>	<b>186</b>	<b>824</b>
Addiction	38	122
Adult	24	51
Child and Adolescent	40	170
Consultation-Liaison	28	143
Forensic	16	79
Old Age	30	144
Psychotherapy	10	115

**Table 33. Total Certificates of Advanced Training Numbers by Membership (correct as of 19 January 2024)**

	QLD	RANZCP Overall
<b>Overall</b>	<b>173</b>	<b>772</b>
Trainees	94	440
Fellows	79	332

## b. Awards

During 2023, a total of 35 Certificate of Advanced Training from the QLD were approved by the Education Committee.

**Table 34. Certificates of Advanced Training awarded by type and Certificate Zone (Jan – Dec 2023)**

	QLD	RANZCP Overall
<b>Overall</b>	<b>35</b>	<b>144</b>
Addiction	6	10
Adult	1	11
Child and Adolescent	11	39
Consultation-Liaison	4	27
Forensic	1	18
Old Age	9	25
Psychotherapy	3	14

## 8. Specialist Training Program (STP)

The Specialist Training Program (STP) is an Australian Government initiative.

It provides funding to health organisations to support specialist medical training in settings beyond traditional public teaching hospitals. STP posts involve 6-month training rotations in posts located in priority settings such as the private sector, regional, rural and remote areas, and non-hospital settings (e.g., aged care, community health organisations or Aboriginal medical services). As providers of STP posts must submit a report after each rotation, the numbers in this report could differ from those reported to the Department of Health and Aged Care. The Modified Monash (MM) classification is used to report the geographical location of the posts.

Table 35 shows the total number of FTE by the MM rating, and the number of QLD trainees in the STP program is shown in Table 36. The STP program funded in QLD a total of 36.74 FTE across the 7MM locations during rotation 1 2023, covered by 44 trainees.

**Table 35. Rotation 1, 2023 STP locations showing FTE by MM classification**

	QLD	AUST
MM1	24.16	92.13
MM2	9.36	18.56
MM3	-	16.1
MM4	1.15	6.63
MM5	1	1.61
MM6	0.06	3.74
MM7	1.01	2.69
<b>Overall</b>	<b>36.74</b>	<b>141.46</b>

\* MM1 is a major city, and MM7 is very remote. Areas classified MM2 to MM7 are rural or remote.

**Table 36. Rotation 1, 2023 Trainees funded by the STP program**

	QLD	AUST
<b>STP trainees Rotation 1, 2023</b>	<b>44</b>	<b>159</b>

## 9. Integrated Rural Training Pipeline (IRTP) Program

The Integrated Rural Training Pipeline (IRTP) program is an Australian Government initiative aimed at increasing the number of psychiatry trainees and specialists in rural and regional areas.

Training posts funded in the IRTP program differ from the Specialist Training Program (STP) posts as the funding 'follows' the trainee through multiple rotations at a health service.

Overall, the College has 33 active trainees funded by the IRTP program. Currently, there are 8 trainees from QLD funded by the IRTP.

**Table 37. Total Trainees funded by the IRTP program**

	QLD	AUST
<b>Trainees</b>	<b>8</b>	<b>33</b>