



The Royal  
Australian &  
New Zealand  
College of  
Psychiatrists



# Training and Assessment Update

## RANZCP Fellowship Program

# Western Australia (WA) End-year 2023

**Amended Report for  
May 2024 Publication  
(Amended July 2024)**

309 La Trobe Street, Melbourne VIC  
3000 Australia  
T +61 3 9640 0646  
F +61 3 9642 5652  
ranzcp@ranzcp.org  
www.ranzcp.org  
ABN 68 000 439 047.

## Contents

Introduction and Background.....	3
1. RANZCP Fellowship program enrolment.....	4
2. RANZCP Fellowship program numbers.....	4
3. Assessments.....	6
3.1 Multiple Choice Question (MCQ) Examination.....	6
3.2 Critical Essay Question (CEQ) Examination.....	6
3.3 Modified Essay Question (MEQ) Examination.....	7
3.4 Clinical Competency Assessment (CCA).....	8
3.5 Psychotherapy Written Case (PWC).....	9
3.6 Scholarly Project (SP).....	9
4. Specialist International Medical Graduates program enrolment.....	12
5. Specialist International Medical Graduates numbers.....	12
6. New Fellows.....	13
7. Certificates of Advanced Training.....	14
8. Specialist Training Program (STP).....	16
9. Integrated Rural Training Pipeline (IRTP) Program.....	16

## Introduction and Background

The Western Australia (WA) - Training and Assessment report is a snapshot overview of data and outlines the most recent numbers for:

- Enrolments
- Trainees and Specialist International Medical Graduates (SIMG)
- Assessment pass rates
- New RANZCP Fellows
- Certificates of advanced training

The End-year update data is current as of 8 January 2024 and summarises activities for January – December 2023.

Importantly, the data published in the respective sections are aggregated for each state and Western Australia. However, the definition of location changes according to the member type:

- Trainees: the Fellowship zone is used to determine location
- SIMGs: the employer state is used to determine location
- New Fellows: the last Fellowship zone recorded is used to determine location

The data for this report is taken from the College member database, and the analysis was conducted by the Education and Training Unit as part of its regular reporting of the College's education activities. Numbers may differ from other reports due to trainees moving zone, late form submission, withdrawals, not paying fees, being excluded or other reasons. Results presented in this report have been rounded up to the nearest whole percent and in some cases, answers may not add up to 100%.

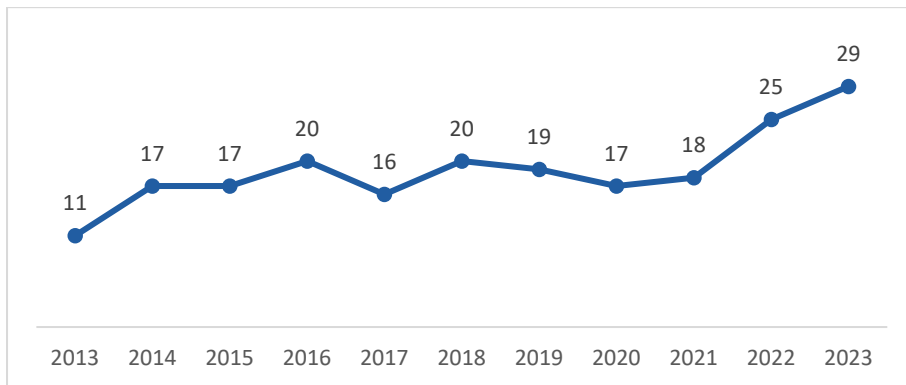
## 1. RANZCP Fellowship program enrolment

During the 2023 training year, a total of 29 trainees commenced the WA training program (see Table 1).

The training year for 2023 commenced in February for Australia and Western Australia, covering the period from February 2023 to February 2024. Table 1 compares the 2023 intake with the same period in 2022 and shows the difference in numbers.

**Table 1. WA Training Intakes (stage 1) by zone**

	WA	WA Rural	WA Overall	RANZCP Overall
2023	22	7	29	412
2022	25	-	25	374
Difference	-3	-	+4	+38



**Figure 1. WA Training intake (2013-2023)**

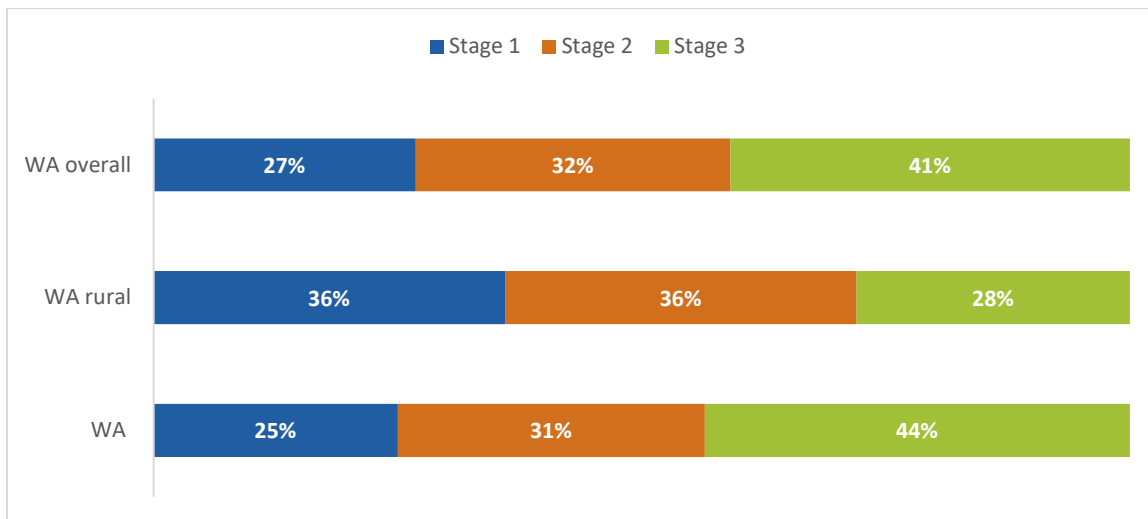
## 2. RANZCP Fellowship program numbers

Overall, the WA program currently has 149 active trainees. The distribution of these trainees across different stages of training is detailed in Table 2. There are 144 trainees (97%) undertaking the 2012 program, and 5 trainees (3%) transitioned from the 2003 program.

Figure 2 illustrates the distribution of WA trainees across each stage of training and zone. The WA program has the highest proportion of its trainees in stage 3.

**Table 2. Total WA Training Numbers by stage (correct as of 8 January 2024)**

	WA	WA Rural	WA Overall	RANZCP Overall
<b>2012 Program</b>	<b>122</b>	<b>22</b>	<b>144</b>	<b>2177</b>
Stage 1	31	8	39	532
Stage 2	39	8	47	770
Stage 3	52	6	58	875
<b>Transitioned</b>	<b>2</b>	<b>3</b>	<b>5</b>	<b>58</b>
Stage 1	-	1	1	1
Stage 2	-	1	1	2
Stage 3	2	1	3	55
<b>Overall</b>	<b>124</b>	<b>25</b>	<b>149</b>	<b>2235</b>
Stage 1	31	9	40	533
Stage 2	39	9	48	772
Stage 3	54	7	61	930



**Figure 2. Trainees by Fellowship Zone and Stage of Training (correct as of 8 January 2024)**

The distribution of WA trainees by zone and gender is outlined in Table 3. Women represent more than 50% of WA trainees. In Table 3 trainees identifying as non-binary / gender diverse and preferring not to say are presented as part of the overall numbers and not distributed by zone. Table 4 shows the range and frequency of the age of WA trainees. The WA trainees are ranging from 27 years to 69 years of age. The average age is 37.72 years, with a standard deviation of +/- 6.780 years.

**Table 3. Distribution of WA trainees by gender (correct as of 8 January 2024)**

	WA Overall	RANZCP Overall
Man	70	1046
Non-binary/ gender diverse	-	7
Prefer not to say	1	4
Woman	78	1178

**Table 4. Descriptive statistics WA trainees age (correct as of 8 January 2024)**

Statistics	
Mean	37.72
Median	37
Standard deviation	6.780
Minimum	27
Maximum	69

### 3. Assessments

#### 3.1 Multiple Choice Question (MCQ) Examination

The Multiple-Choice Question (MCQ) Examination was held in March and September 2023. The pass rate for the WA program was 90% in March and 82% in September. In total, 32 assessments were completed during both rounds in 2023.

**Table 5. MCQ March Results**

March		WA	WA Rural	WA Overall	RANZCP Overall
	Assessments	20	1	21	230
Pass	18	1	19	213	
Pass Rate (%)	90%	100%	90%	93%	

**Table 6. MCQ September Results**

Sept		WA	WA Rural	WA Overall	RANZCP Overall
	Assessments	6	5	11	196
Pass	6	3	9	152	
Pass Rate (%)	100%	60%	82%	78%	

#### 3.2 Critical Essay Question (CEQ) Examination

The Critical Essay Question Examination (CEQ) was held in February and August 2023, where the WA program achieved a pass rate of 50% in February and 78% in August. A total of 32 assessments were completed during both rounds in 2023.

**Table 7. CEQ February Results**

February		WA	WA Rural	WA SIMGs	WA Overall	RANZCP Overall
	Assessments - trainees	10	-	4	14	232
Pass	7	-	0	7	152	
Pass Rate (%)	70%	-	0%	50%	66%	

**Table 8. CEQ August Results**

August		WA	WA Rural	WA SIMGs	WA Overall	RANZCP Overall
	Assessments - trainees	13	3	2	18	239
Pass	11	3	0	14	178	
Pass Rate (%)	85%	100%	0%	78%	74%	

### 3.3 Modified Essay Question (MEQ) Examination

The Modified Essay Question Examination (MEQ) was held in February and August 2023. The WA program pass rate was 64% in February and 70% in August. A total of 37 assessments were completed during both rounds in 2023.

**Table 9. MEQ February Results**

	WA	WA Rural	WA SIMGs	WA Overall	RANZCP Overall	
February	<b>Assessments - trainees</b>	13	-	1	14	267
	Pass	8	-	1	9	185
	<b>Pass Rate (%)</b>	<b>62%</b>	-	<b>100%</b>	<b>64%</b>	<b>69%</b>

**Table 10. MEQ August Results**

	WA	WA Rural	WA SIMGs	WA Overall	RANZCP Overall	
August	<b>Assessments - trainees</b>	18	3	2	23	292
	Pass	13	2	1	16	154
	<b>Pass Rate (%)</b>	<b>72%</b>	<b>67%</b>	<b>50%</b>	<b>70%</b>	<b>53%</b>

### 3.4 Clinical Competency Assessment (CCA)

The Board approved the implementation of the Clinical Competency Assessment (CCA) for 2022 and 2023. The CCA is based on the AAP with some modifications. The CCA will not be a 'No-Disadvantage Exam' - the results from this assessment will be reflected in the candidates' training trajectory.

The CCA was held in March and September 2023 with the WA program achieving a 100% pass rate in both rounds. A total of 13 assessments were completed during these rounds in 2023. The CCA relies on longitudinal data points to make high-stakes decisions, unlike summative assessments, which base judgments on a single data point. The ongoing, structured feedback received during training is assessed to inform progression decisions. This ensures that candidates only proceed to submit their portfolios when they believe they have met the required standards. As a result, the outcomes from the CCA do not come as a surprise to candidates.

**Table 11. CCA March 2023 Results**

	WA Overall	RANZCP Overall
<b>Portfolio Review</b>		
<b>Trainees</b>	<b>6</b>	<b>69</b>
Successful	5	62
Unsuccessful (Proceed to CbD)	1	7
<b>SIMGs</b>	<b>1</b>	<b>12</b>
Successful	1	11
Unsuccessful (Proceed to CbD)	0	1
<b>Overall</b>	<b>7</b>	<b>81</b>
Successful	6	73
Unsuccessful (proceed to CbD)	1	8
<b>Case-based Discussion</b>		
<b>Trainees</b>	<b>1</b>	<b>5</b>
Successful	1	3
Unsuccessful	-	2
<b>SIMGs</b>	<b>-</b>	<b>1</b>
Successful	-	-
Unsuccessful	-	1
<b>Overall</b>	<b>1</b>	<b>6*</b>

\*Total Candidates Unsuccessful in the PR - 8, Withdrawn (before the CbD) - 2. Proceeded to CbD - 6

**Table 12. CCA September 2023 Results**

	WA	RANZCP Overall
<b>Portfolio Review</b>		
<b>Trainees</b>	<b>6</b>	<b>183</b>
Successful	6	173
Unsuccessful (Proceed to CbD)	-	10
<b>SIMGs</b>	<b>1</b>	<b>11</b>
Successful	1	11
Unsuccessful (Proceed to CbD)	-	0
<b>Overall</b>	<b>7</b>	<b>194</b>
Successful	7	184
Unsuccessful (Proceed to CbD)	-	10
<b>Case based Discussion</b>		
<b>Trainees</b>	<b>-</b>	<b>5*</b>
Successful	-	3
Unsuccessful	-	2

\*Total Candidates Unsuccessful in the PR – 10, Withdrawn (before the CbD) – 5, Proceeded to CbD - 5



### 3.5 Psychotherapy Written Case (PWC)

The results of the Psychotherapy Written Case (PWC) submissions received in 2023 are summarised in Table 13 to 16, including the pass rates. In total, 34 submissions were assessed. The pass rate for the PWC in 2023 were as follows: 60% in February, 43% in May, 64% in August and 55% in November 2023.

**Table 13. PWC February Results**

February	WA	WA Rural	WA SIMGs	WA Overall	RANZCP Overall
	Assessments	5	-	-	5
Pass	3	-	-	3	47
Pass Rate (%)	60%	-	-	60%	67%

**Table 14. PWC May Results**

May	WA	WA Rural	WA SIMGs	WA Overall	RANZCP Overall
	Assessments	6	1	-	7
Pass	3	0	-	3	49
Pass Rate (%)	50%	0%	-	43%	64%

**Table 15. PWC August Results**

August	WA	WA Rural	WA SIMGs	WA Overall	RANZCP Overall
	Assessments	8	2	1	11
Pass	6	1	0	7	43
Pass Rate (%)	75%	50%	0%	64%	63%

**Table 16. PWC November Results**

November	WA	WA Rural	WA SIMGs	WA Overall	RANZCP Overall
	Assessments	10	-	1	11
Pass	5	-	1	6	66
Pass Rate (%)	50%	-	100%	55%	59%

### 3.6 Scholarly Project (SP)

#### a. Submission results

During the 2023 round of submissions, 19 Scholarly Projects from the WA program were received. The pass rate for the SP in 2023 were as follows: 100% in March, 75% in July and 78% in November 2023.

**Table 17. SP March Results**

March	WA	WA Rural	WA SIMGs	WA Overall	RANZCP Overall
	Assessments	5	-	-	5
Pass	5	-	-	5	51
Pass Rate (%)	100%	-	-	100%	74%

**Table 18. SP Pass Rate by Project Type**

Project type	March	
	Submissions	Pass Rate
Case Series	-	-
Literature Review	1	100%
Qualitative or Quantitative Research	2	100%
Quality Assurance or Clinical Audit	2	100%

**Table 19. SP July Results – Assessments by Fellowship zone**

July		WA	WA Rural	WA SIMGs	WA Overall	RANZCP Overall
		Assessments	8	-	-	8
Pass	6	-	-	6	66	
Pass Rate (%)	75%	-	-	75%	87%	

**Table 20. SP Pass Rate by project type**

Project type	July	
	Submissions	Pass Rate
Case Series	-	-
Literature Review	2	100%
Qualitative or Quantitative Research	5	60%
Quality Assurance or Clinical Audit	1	100%

**Table 21. SP November Results**

November		WA	WA Rural	WA SIMGs	WA Overall	RANZCP Overall
		Assessments	9	-	-	9
Pass	7	-	-	7	79	
Pass Rate (%)	78%	-	-	78%	84%	

**Table 22. SP Pass Rate by project type**

Project type	November	
	Submissions	Pass Rate
Case Series	-	-
Literature Review	1	100%
Qualitative or Quantitative Research	8	88%
Quality Assurance or Clinical Audit	-	-
Other	-	-

b. Proposals and exemptions

The RANZCP approved 21 SP proposals from the WA program between January and December 2023. The most common project type received was qualitative or quantitative research (see Table 23).

**Table 23. Approved SP proposals by project type (Jan – Dec 2023)**

	WA	WA Rural	WA Overall	RANZCP Overall
Case Series	1	-	1	4
Literature Review	3	-	3	99
Qualitative or Quantitative Research	11	4	15	91

<b>Quality Assurance or Clinical Audit</b>	1	1	2	<b>36</b>
<b>Other</b>	-	-	-	<b>-</b>

Trainees may be exempt from undertaking the SP if they have conducted activities that are considered equivalent by the RANZCP. In 2023, the College received 1 exemption application and it was granted (see Table 24).

**Table 24. SP Exemptions granted by Fellowship zone (Jan-Dec 2023)**

	<b>WA</b>	<b>WA Rural</b>	<b>WA Overall</b>	<b>RANZCP Overall</b>
<b>Assessments</b>	1	-	1	78
Pass	1	-	1	65
<b>Pass Rate (%)</b>	<b>100%</b>	<b>-</b>	<b>100%</b>	<b>83%</b>

## 4. Specialist International Medical Graduates program enrolment

A total of 15 Specialist International Medical Graduates commenced a pathway to attain Fellowship of the RANZCP in WA during the period from January to December 2023 (8 deemed to be partially comparable and 7 deemed to be substantially comparable).

**Table 25. Specialist Pathway Assessments by Employer State (Jan-Dec 2023)**

	WA	RANZCP Overall
<b>Overall</b>	<b>15</b>	<b>82</b>
Partially	8	45
Substantially	7	37

**Table 26. WA Intakes by country of the highest specialist qualification assessed (Jan-Dec 2023)**

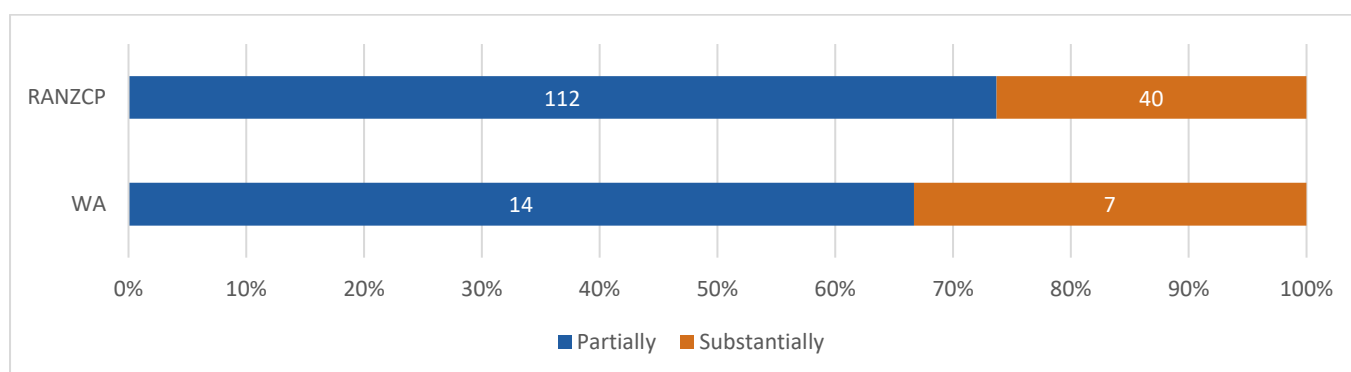
Country	Partially	Substantially	Overall
United Kingdom	1	5	6
India	2	-	2
Sri Lanka	1	1	2
Egypt	1	-	1
Iran	1	-	1
Malaysia	1	-	1
Nigeria	1	-	1
Switzerland	-	1	1
<b>Overall</b>	<b>8</b>	<b>7</b>	<b>15</b>

## 5. Specialist International Medical Graduates numbers

The WA program currently has 21 active SIMGs. Overall, 14 SIMGs (67%) are undertaking the program under the Partial Comparability pathway, and 7 SIMGs (33%) under Substantial Comparability. The distribution of SIMGs across each comparability status and employer state is presented in Figure 3.

**Table 27. Total SIMGs Numbers by Employer State (correct as of 31 December 2023)**

	WA	RANZCP Overall
<b>SIMGs</b>	<b>21</b>	<b>152</b>
Partially	14	112
Substantially	7	40



**Figure 3. SIMGs by Employer State and comparability status (correct as of 31 December 2023)**

The distribution of SIMGs by gender is presented in Table 28. Men represent more than 50% of RANZCP SIMGs in WA.

**Table 28. Distribution of SIMGs by Fellowship Zone and gender (correct as of 31 December 2023)**

	WA	RANZCP Overall
Man	12	90
Non-binary/ gender diverse	-	-
Woman	-	61
Prefer not to say	9	1

## 6. New Fellows

Over the reporting period, the RANZCP announced the admission of 11 new College Fellows from the WA program with 11 (82%) completing the training program pathway and the remaining 2 (18%) following the SIMG program.

**Table 29. Total Number of WA New Fellows (Jan-Dec 2023)**

	WA	WA Rural	WA Overall	RANZCP Overall
<b>Training program</b>	<b>10</b>	<b>1</b>	<b>11</b>	<b>223</b>
2012 program	10	1	11	212
Transitioned	-	-	-	11
<b>SIMG pathway</b>	<b>-</b>	<b>-</b>	<b>2</b>	<b>51</b>
Partial	-	-	-	27
Substantial	-	-	2	24
<b>Overall (a) + (b)</b>	<b>10</b>	<b>1</b>	<b>13</b>	<b>274</b>

\* Training pathway distributed based on the last zone trained and specialist pathway based on the employer state.

The distribution of New Fellows from the WA program by gender is outlined in Table 30. Man represents more than 50% of new Fellows from the WA program. The age range for these new fellows ranges from 32 years to 56 years.

**Table 30. Distribution of New Fellows by Fellowship Zone and gender (Jan-Dec 2023)**

	WA	WA Rural	WA Overall	RANZCP Overall
Man	6	-	6	148
Non-binary/ gender diverse	-	-	-	1
Woman	4	1	5	125

## 7. Certificates of Advanced Training

The total number of enrolments, awards and current participants completing Certificates of Advanced Training in WA are shown in Tables 31 to 34.

### a. Enrolment

Table 31 provides a breakdown of enrolments into certificate courses in WA from January to December 2023.

**Table 31. Certificates of Advanced Training intake by type and certificate zone (Jan – Dec 2023)**

	WA	RANZCP Overall
<b>Overall</b>	<b>7</b>	<b>192</b>
Addiction	-	31
Adult	-	9
Child and Adolescent	1	51
Consultation-Liaison	1	27
Forensic	1	18
Old Age	4	35
Psychotherapy	-	21

### b. RANZCP Certificates of Advanced Training numbers

Table 32 shows the total number of people currently enrolled in Certificates of Advanced Training in WA and the detail of Membership by location is shown in Table 33. A total of 36 advanced certificates are being completed by 34 people, with the most common certificates being Old Age and Child and Adolescent and Psychotherapy, accounting for 55% of the total. The majority of people enrolled are RANZCP trainees (59%) and the remaining Fellows (41%).

**Table 32. Total Certificates of Advanced Training Numbers by Certificate Zone (correct as of 19 January 2024)**

	WA	RANZCP Overall
<b>Overall</b>	<b>36</b>	<b>824</b>
Addiction	1	122
Adult	3	51
Child and Adolescent	7	170
Consultation-Liaison	5	143
Forensic	2	79
Old Age	13	144
Psychotherapy	5	115

**Table 33. Total Certificates of Advanced Training Numbers by Membership (correct as of 19 January 2024)**

	WA	RANZCP Overall
<b>Overall</b>	<b>34</b>	<b>772</b>
Trainees	20	440
Fellows	14	332

### c. Awards

During 2023 a total of 13 Certificates of Advanced Training from the WA were approved by the Education Committee.

**Table 34. Certificates of Advanced Training awarded by type and Certificate Zone (Jan – Dec 2023)**

	WA	RANZCP Overall
<b>Overall</b>	<b>13</b>	<b>144</b>
Addiction	1	10
Adult	1	11
Child and Adolescent	4	39
Consultation-Liaison	2	27
Forensic	3	18
Old Age	1	25
Psychotherapy	1	14

## 8. Specialist Training Program (STP)

The Specialist Training Program (STP) is an Australian Government initiative.

It provides funding to health organisations to support specialist medical training in settings beyond traditional public teaching hospitals. STP posts involve 6-month training rotations in posts located in priority settings such as the private sector, regional, rural and remote areas, and non-hospital settings (e.g., aged care, community health organisations or Aboriginal medical services). As providers of STP posts must submit a report after each rotation, the numbers in this report could differ from those reported to the Department of Health and Aged Care. The Modified Monash (MM) classification is used to report the geographical location of the posts.

Table 35 shows the total number of FTE by the MM rating, and the number of WA trainees in the STP program is shown in Table 36. The STP program funded in WA a total of 10.32 FTE in MM1 locations during rotation 1 2023, covered by 11 trainees.

**Table 35. Rotation 1, 2023 STP locations showing FTE by MM classification**

	WA	AUST
MM1	8.52	92.13
MM2	-	18.56
MM3	0.6	16.1
MM4	-	6.63
MM5	0.4	1.61
MM6	0.4	3.74
MM7	0.4	2.69
<b>Overall</b>	<b>10.32</b>	<b>141.46</b>

\* MM1 is a major city, and MM7 is very remote. Areas classified MM2 to MM7 are rural or remote.

**Table 36. Rotation 1, 2023 Trainees funded by the STP program**

	WA	AUST
<b>STP trainees Rotation 1, 2023</b>	<b>11</b>	<b>159</b>

## 9. Integrated Rural Training Pipeline (IRTP) Program

The Integrated Rural Training Pipeline (IRTP) program is an Australian Government initiative aimed at increasing the number of psychiatry trainees and specialists in rural and regional areas.

Training posts funded in the IRTP program differ from the Specialist Training Program (STP) posts as the funding 'follows' the trainee through multiple rotations at a health service.

Overall, the College has 33 active trainees funded by the IRTP program. Currently, there are 4 trainees from WA funded by the IRTP.

**Table 37. Total Trainees funded by the IRTP program**

	WA	AUST
<b>Trainees</b>	<b>4</b>	<b>33</b>